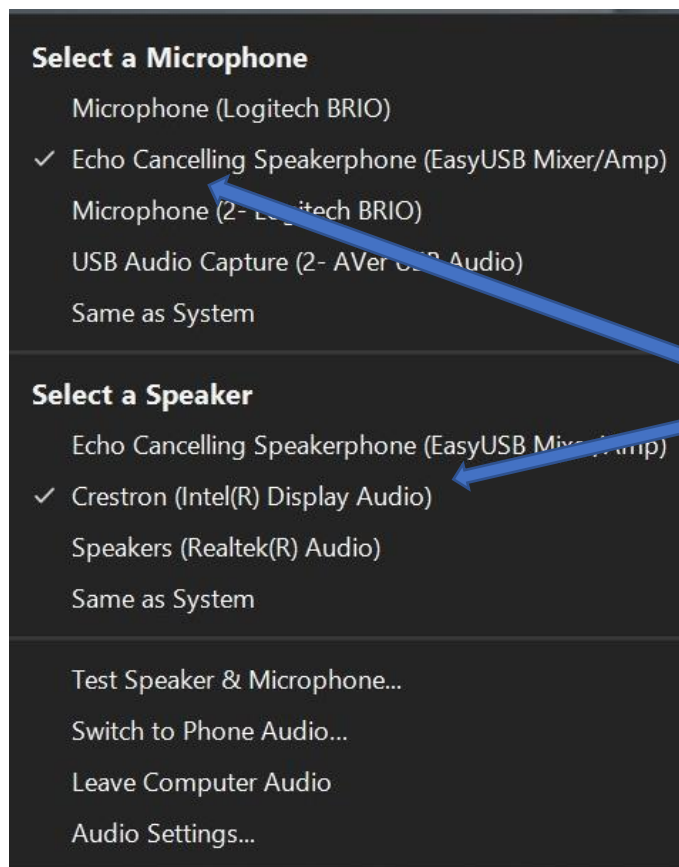


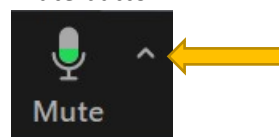
Fixing Audio Problems

You can't hear students or they can't hear you



To correct audio problems follow these steps.

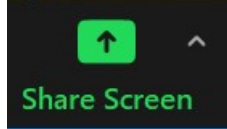
1. Select the up chevron next to the Mute button.



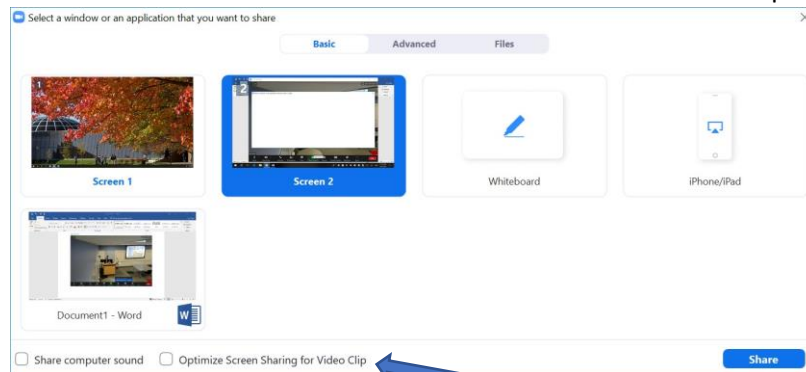
2. Select the options shown to the left of this column.
3. The Zoom session will continue with the new audio selections.

Sharing your Screen

1. Select the Screen share green button.



2. Click the BLUE button to share the default screen OR select an open application to share.



- Ensure the people at a distance on Zoom can see your materials – ask!
- Selecting an application shares only that app.
- Click on Share Sound and Optimize Video when sharing a video over Zoom.